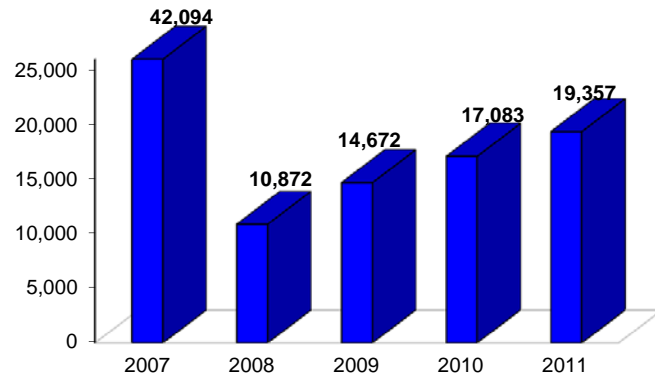
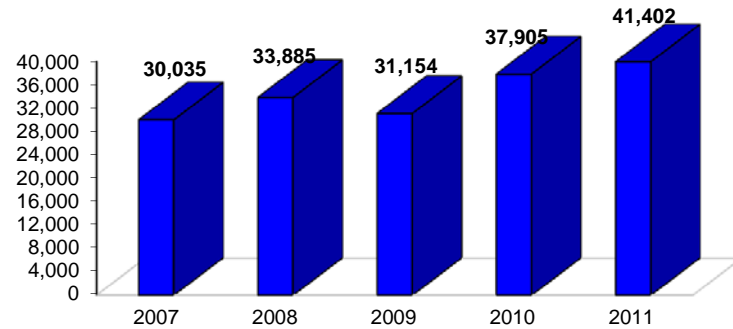


**Imports from Congo to Lebanon**  
in thousands USD

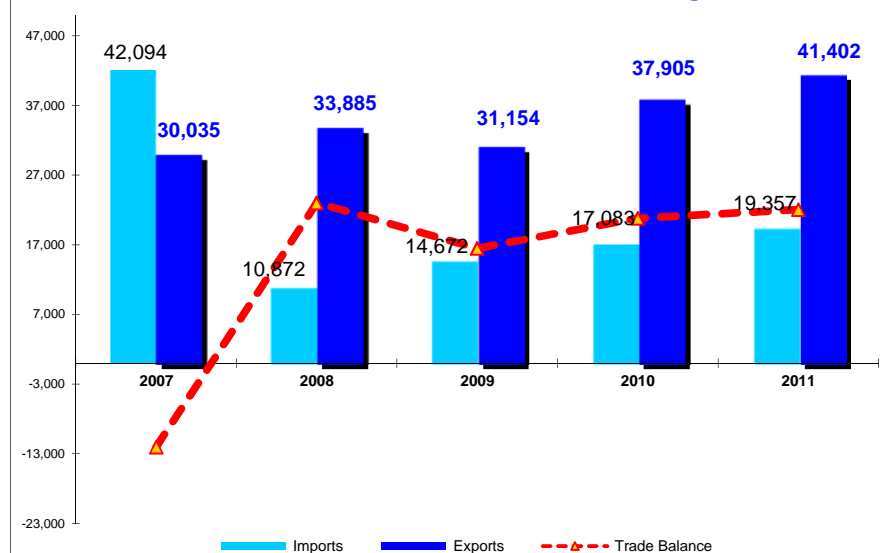


**Exports to Congo from Lebanon**  
in thousands USD



|                  | Imports | Exports | Trade Balance |
|------------------|---------|---------|---------------|
| 2007             | 42,094  | 30,035  | -12,059       |
| 2008             | 10,872  | 33,885  | 23,013        |
| 2009             | 14,672  | 31,154  | 16,482        |
| 2010             | 17,083  | 37,905  | 20,822        |
| 2011             | 19,357  | 41,402  | 22,045        |
| in thousands USD |         |         |               |

**Trade Balance Lebanon - Congo**



**Top Imports 2010**

|   |   |     |
|---|---|-----|
| 1 | Diamonds, whether or not worked, but not mounted  | 76% |
| 2 | Gold (including gold plated with platinum)        | 20% |
| 3 | Wood sawn or chipped lengthwise, sliced or peeled | 3%  |

**Top Imports 2011**

|   |   |     |
|---|---|-----|
| 1 | Diamonds, whether or not worked, but not mounted  | 85% |
| 2 | Gold (including gold plated with platinum)        | 9%  |
| 3 | Wood sawn or chipped lengthwise, sliced or peeled | 6%  |

**Top Exports 2010**

|   |  |     |
|---|--|-----|
| 1 | Insulated wire, cable, other insulated electric conductors, optical fibre cables, made up of individually sheathed | 12% |
| 2 | Electric generating sets and rotary converters   | 5%  |
| 3 | Prefabricated buildings.   | 5%  |
| 4 | Aluminium bars, rods and profiles.   | 5%  |
| 5 | Refrigerators, freezers  | 3%  |

**Top Exports 2011**

|   |  |     |
|---|--|-----|
| 1 | Insulated (including enamelled or anodised) wire | 13% |
| 2 | Prefabricated buildings.                         | 8%  |
| 3 | Electric generating sets and rotary converters.  | 6%  |
| 4 | Boards, panels, consoles, desks ...              | 4%  |
| 5 | Polymers of ethylene, in primary forms.          | 3%  |