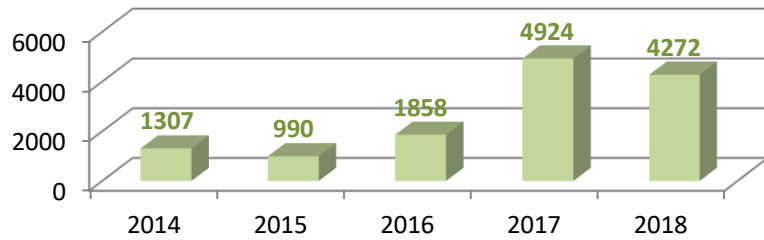
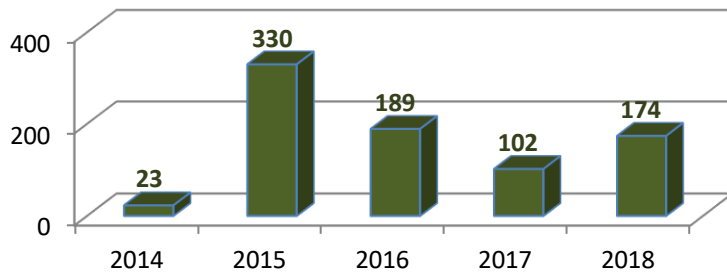


Imports from Ecuador to Lebanon - In thousands USD



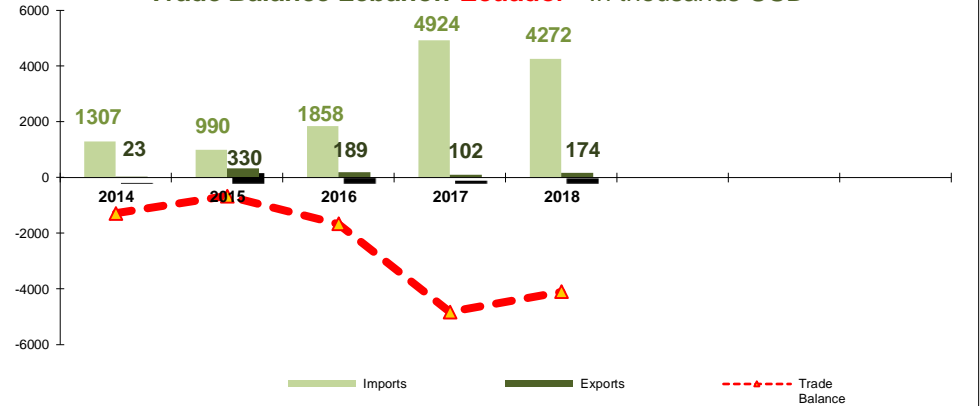
Exports from Lebanon to Ecuador - In thousands USD



* Till end of Dec 2018 - In thousands USD

| | Imports | Exports | Trade Balance |
|------|---------|---------|---------------|
| 2014 | 1307 | 23 | -1,284 |
| 2015 | 990 | 330 | -660 |
| 2016 | 1858 | 189 | -1,669 |
| 2017 | 4924 | 102 | -4,822 |
| 2018 | 4272 | 174 | -4,098 |

Trade Balance Lebanon-Ecuador - In thousands USD



Top 5 Imports 2017

| | | |
|---|---|------|
| 1 | Edible fruit and nuts; peel of citrus fruit | 48% |
| 2 | Fish and crustaceans, molluscs | 28% |
| 3 | Preparations of vegetables, fruit, nuts | 18% |
| 4 | Live trees and other plants; bulbs, roots | 2% |
| 5 | Residues and waste from the food industries | 1.8% |

Top 5 Imports 2018

| | | |
|---|---|------|
| 1 | Fish and crustaceans, molluscs | 47% |
| 2 | Edible fruit and nuts; peel of citrus fruit | 27% |
| 3 | Preparations of vegetables, fruit, nuts | 15% |
| 4 | Live trees and other plants; bulbs, roots | 3.8% |
| 5 | Residues and waste from the food industries | 1.1% |

Top 5 Exports 2017

| | | |
|---|---|-----|
| 1 | Articles of apparel and clothing accessories, not knitted | 65% |
| 2 | Nuclear reactors, boilers, machinery | 21% |
| 3 | Furniture; bedding, mattresses, mattress supports | 9% |
| 4 | Edible fruit and nuts; peel of citrus fruit | 4% |
| 5 | Electrical machinery and equipment and parts | 1% |

Top 5 Exports 2018

| | | |
|---|---|-----|
| 1 | Tanning or dyeing extracts; tannins and their derivatives | 46% |
| 2 | Animal or vegetable fats and oils | 20% |
| 3 | Articles of apparel and clothing accessories, knitted | 9% |
| 4 | Articles of apparel and clothing accessories, not knitted | 7% |
| 5 | Lead and articles thereof | 6% |

By JB - TIC

Source: Lebanese Customs figures