

# Lebanon Monthly Price Bulletin

**Tracking prices for the most essential goods  
available on the Lebanese market**



**World Food  
Programme**



**REPUBLIC OF LEBANON**  
MINISTRY OF ECONOMY & TRADE

**October 2024**

## ABOUT THIS REPORT

This report is the result of a joint project between the Ministry of Economy and Trade (MoET) and the World Food Programme (WFP). The project aims to implement a market price information system and economic analysis in Lebanon, with the goal of enhancing the Ministry's capacity to monitor prices in the current context of economic volatility and insecurity.

The report is composed of three main sections:

- A high-level view of the latest price trends through the lens of the **Market Food Price Index (MFPI)**
- An **in-depth analysis** per food category and governorate
- An **annex table** displaying the latest prices nationally and per governorate

This report was based on price monitoring data of 73 food and non-food items from a representative sample of around 1,000 shops located across the eight governorates.

Data is collected weekly and stored on a price monitoring system hosted by WFP.

Due to the ongoing conflict, price data collection for October 2024 in the Nabatieh governorate was limited to a one-time price data collection at the end of the month for 28 items across 10 shops. As data for vegetables and fruits were unavailable specifically in this governorate, their indexes for October 2024 were estimated by applying the monthly variation in national prices to the September 2024 prices in the governorate.

# MARKET FOOD PRICE INDEX (MFPI)

## Key highlights

The MFPI reached **133.5** in October 2024, registering a **2.8 percent monthly increase**, spurred by a **4.3 percent** increase in **cereals**, a **3.8 percent** increase in **vegetables and tubers**, a **5.5 percent** increase in **fats and oils**, and a **10.5 percent** increase in **sugar**. The MFPI has increased by **9.6 percent** since last year.

The price index has been driven since January 2023 by an index evolution in **vegetables and tubers** (172.7), **cereals** (124.3), **fruits** (220.2), and **fresh poultry** (132.4).

The highest MFPI was observed in **Baalbek-El Hermel** (136.2), **Beirut** (136.2) and **North Lebanon** (136.0).

Index Components	Price Index (Oct-24)	Monthly Trend	Yearly Trend
Beverages	122.6	+0.3%	+9.6%
Canned Fish	110.6	+2.7%	+6.2%
Cereals	124.3	+4.3%	+9.0%
Condiments	133.4	+2.9%	+11.4%
Dairy	113.2	+2.0%	+3.9%
Eggs	121.6	+7.2%	-3.0%
Fats & Oils	116.0	+5.5%	+10.7%
Fresh Poultry	132.4	-2.7%	+14.3%
Fruits	220.2	-0.7%	+7.3%
Pulses	135.3	+3.2%	+11.5%
Sugar	119.2	+10.5%	+4.2%
Vegetables & Tubers	172.7	+3.8%	+14.5%
<b>MFPI</b>	<b>133.5</b>	<b>+2.8%</b>	<b>+9.6%</b>

Base 100 = Jan 23

**Notable Yearly Price Evolution**

**Governorate MFPI**

- Baalbek-El Hermel (+16%)
- Beirut and North (+11%)

**Vegetables & Tubers** (+15%)

**Fresh Poultry** (+14%)

**KEY DRIVERS**

**Higher displacement burden, conflict, and isolation from main supply routes** resulted in higher inflation in Baalbek-El Hermel.

**Notable Monthly Price Evolution**

**Governorate MFPI**

- Baalbek-El Hermel (+7%)
- Bekaa (+4%)

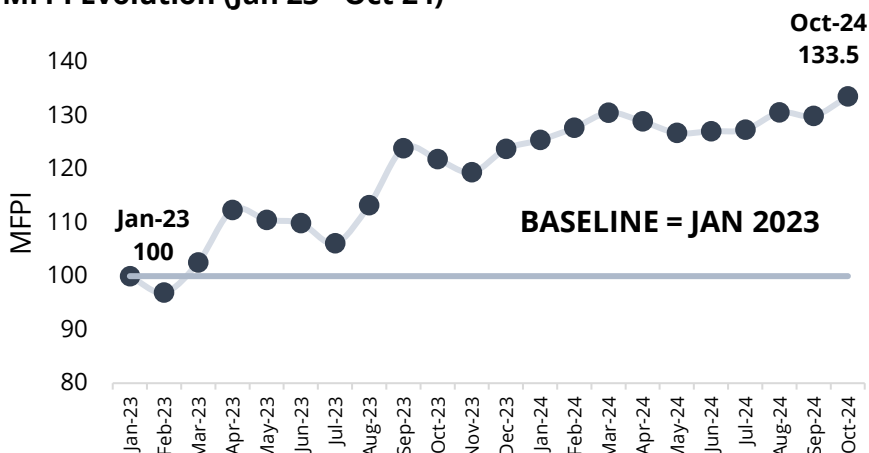
**Sugar** (+10%)

**Eggs** (+7%)

**Fats & oils** (+6%)

**Escalation of hostilities, displacement and less connection to main supply routes after border crossings with Syria were disrupted** spurred inflation upwards in Baalbek-El Hermel and Bekaa.

## MFPI Evolution (Jan 23 - Oct 24)



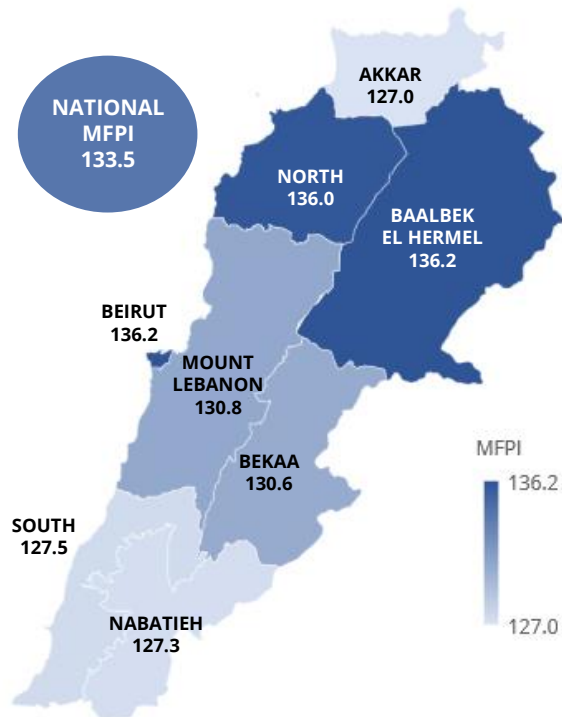
The **Market Food Price Index (MFPI)** is a measure of the average change over time in the prices in US dollars paid by consumers for 63 essential food items. It is calculated as the weighted average of price changes for each of its components. The base month of the index is January 2023.

# ANALYSIS

## Overview

The impact of the escalation of hostilities and mass displacement was sharply felt in Baalbek-El Hermel, leading to a significant price index development between September and October 2024. Higher costs of living had led to a notable trend in Beirut and North Lebanon as well since January 2023. Less demand due to mass displacement away from conflict-affected areas have kept indexes lower in Nabatieh and South.

Market Food Price Index by Governorate (October 2024)  
Base = January 2023



### Highest and Lowest Governorates Scores

↑	Baalbek El Hermel	136.2	↓	Nabatieh	127.3
	Beirut	136.2		Akkar	127.0

### Highest and Lowest Components Scores

↑	Fruits	220.2	↓	Dairy	113.2
	Vegetables & Tubers	172.7		Canned Fish	110.6

### Year over Year Evolution

↑	Baalbek El Hermel	+16%	↓	South	+3%
	Beirut and North	+11%		Nabatieh	+2%

### Month over Month Evolution

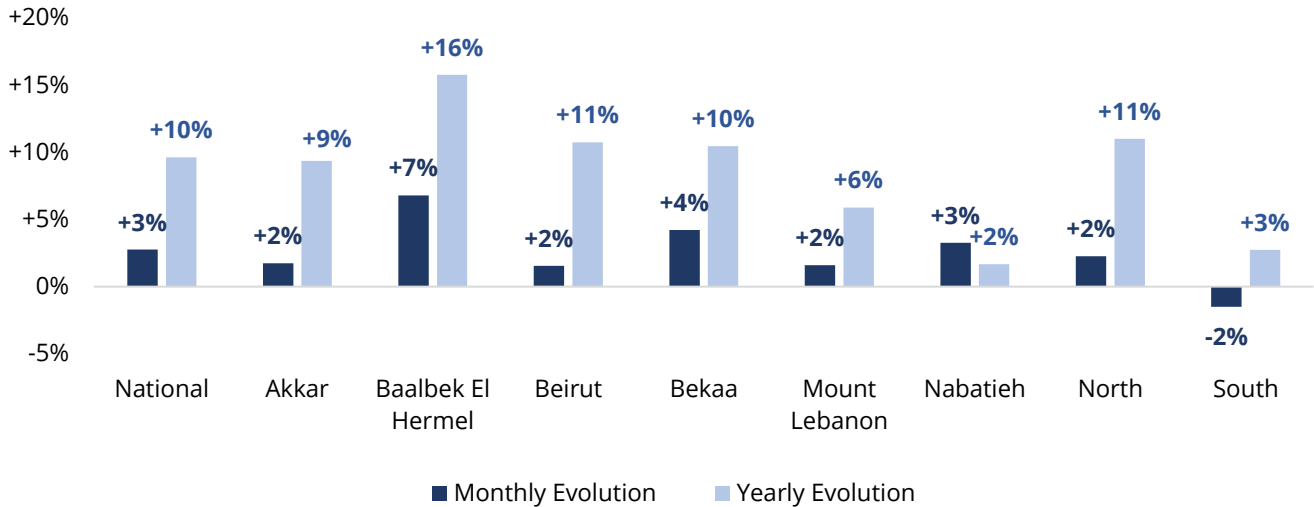
↑	Baalbek El Hermel	+7%	↓	Mount Lebanon	+2%
	Bekaa	+4%		South	-2%

### Notable Trends:

- Each governorate had notable price evolutions in different components:
  - **Akkar:** Highest monthly and yearly increase in canned fish (+10 percent and +13 percent). Notable 21 percent yearly increase in condiments.
  - **Baalbek-El Hermel:** Highest monthly increase in dairy (+9 percent) and fruits (+15 percent). Highest yearly increase in dairy (+15 percent), fruits (+34 percent), and fresh poultry (+22 percent).
  - **Beirut:** Highest yearly increase in condiments (+22 percent), fats and oils (+16 percent), and vegetables and tubers (+28 percent).
  - **Bekaa:** Highest monthly increase in beverages (+3 percent), fats and oil (+10 percent) and vegetables and tubers (+12 percent). Notable 19 percent yearly increase in condiments, 16 percent monthly increase in eggs and 15 percent yearly increase in pulses.
  - **Mount Lebanon:** Highest yearly increase in pulses (+22 percent). Notable 7 percent yearly decrease in beverages compared to 10 percent yearly increase nationwide.
  - **Nabatieh:** Significant monthly (+16 percent) increase in cereals compared to nationwide (+4 percent). Highest monthly increase in eggs (+20 percent) and sugar (+34 percent). Significant monthly decrease in fresh poultry (-26 percent).
  - **North:** Notable 29 percent yearly increase in fruits compared to 7 percent yearly increase nationwide.
  - **South:** Significant monthly and yearly decrease in fresh poultry (-32 percent and -25 percent). Highest monthly increase in pulses (+13 percent).

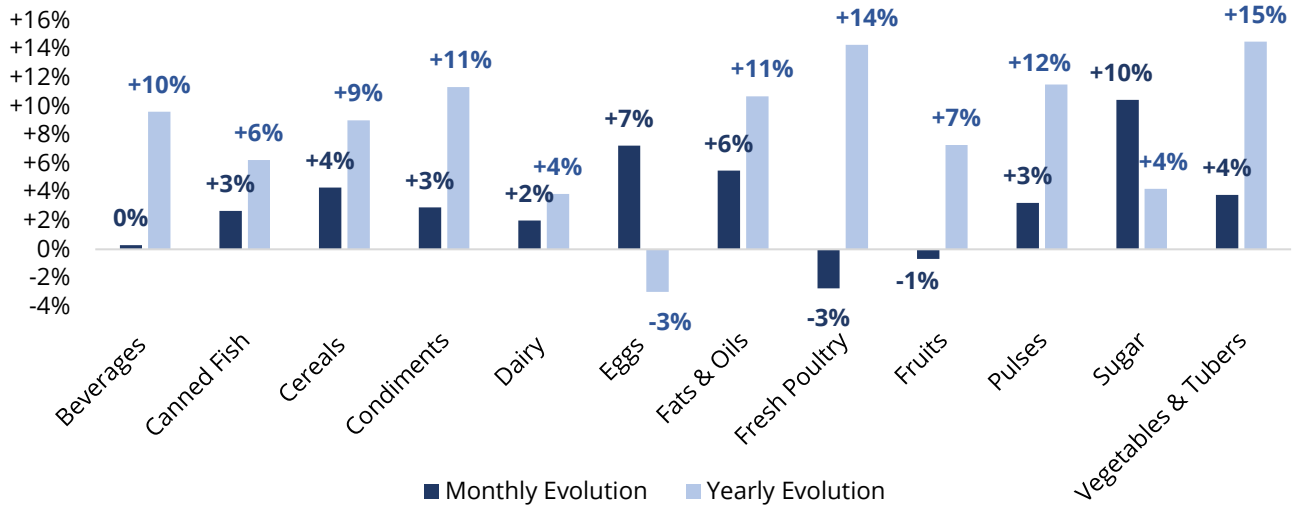
## Monthly and yearly price evolution by governorate and component

### MFPI Monthly & Yearly Price Evolution By Governorate



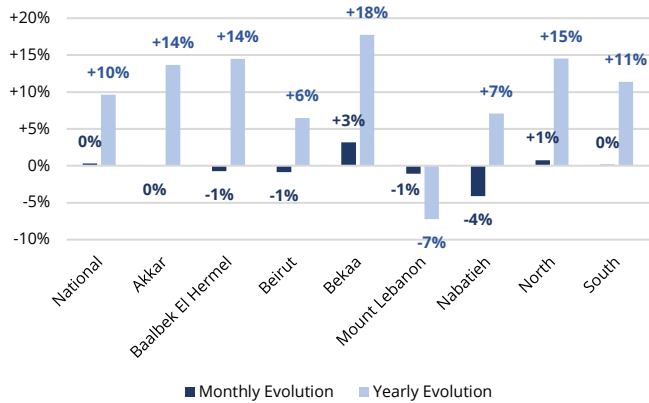
\*The data collection in the South (74 shops in October 2024) covered Saida and Jezzine districts only.

### MFPI Monthly & Yearly Price Evolution By Component - National

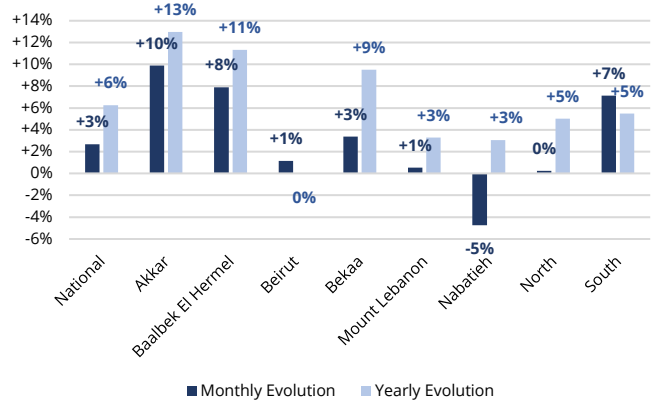


# PRICE BULLETIN - OCTOBER 2024

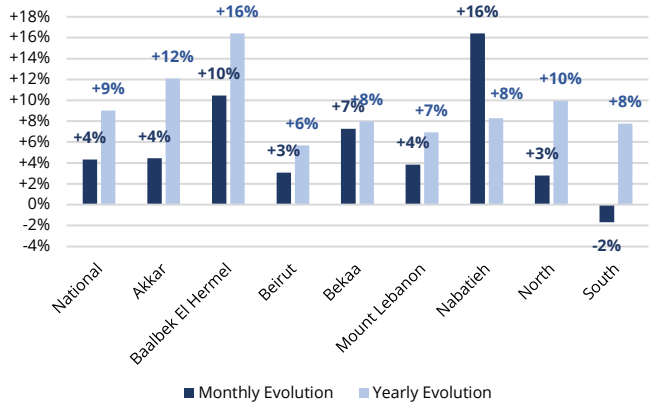
### Beverages - Monthly & Yearly Price Evolution By Governorate



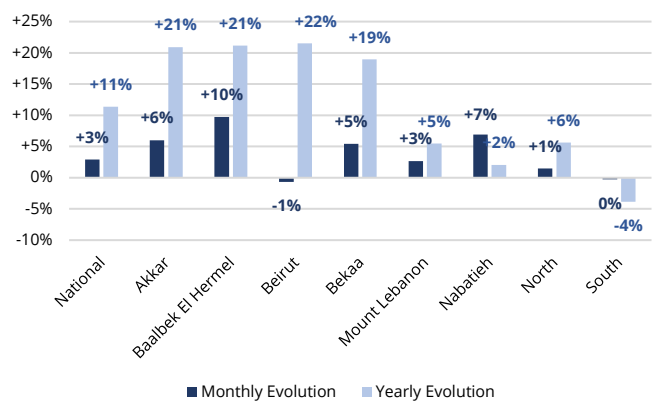
### Canned Fish - Monthly & Yearly Price Evolution By Governorate



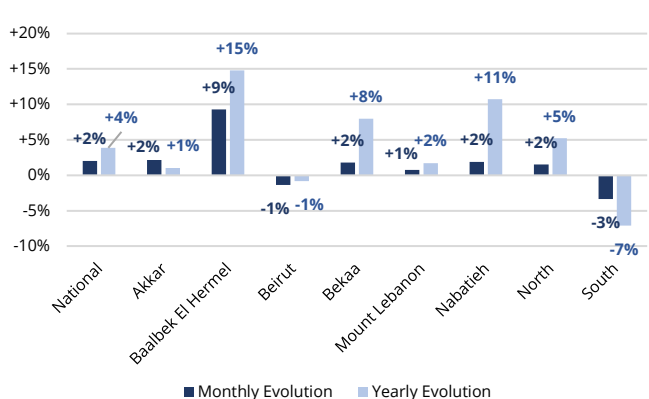
### Cereals - Monthly & Yearly Price Evolution By Governorate



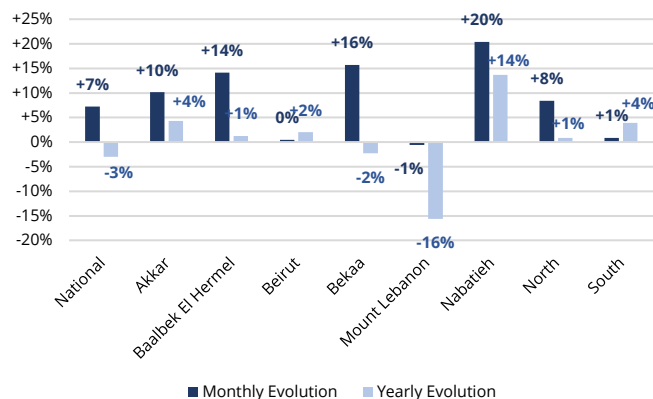
### Condiments - Monthly & Yearly Price Evolution By Governorate



### Dairy - Monthly & Yearly Price Evolution By Governorate

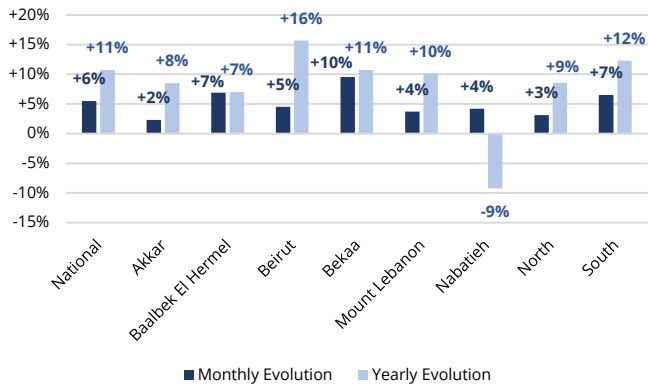


### Eggs - Monthly & Yearly Price Evolution By Governorate

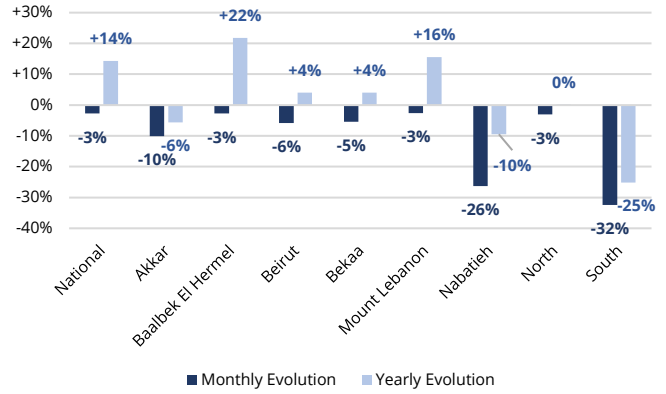


# PRICE BULLETIN - OCTOBER 2024

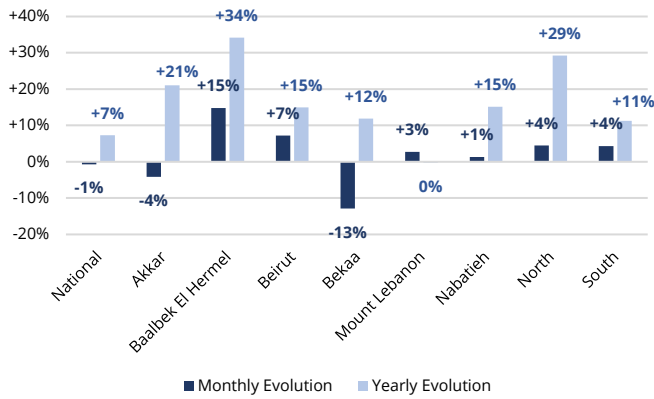
### Fats & Oils - Monthly & Yearly Price Evolution By Governorate



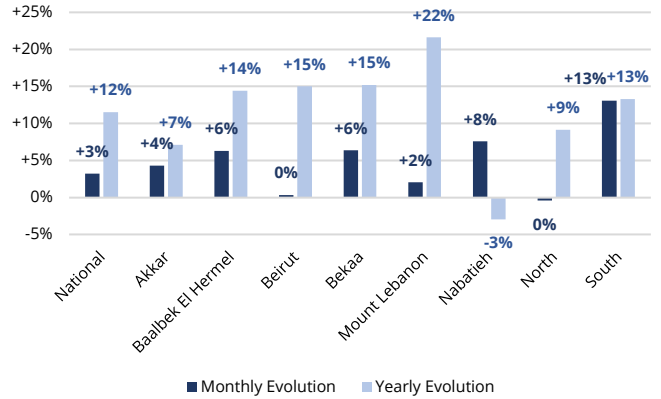
### Fresh Poultry - Monthly & Yearly Price Evolution By Governorate



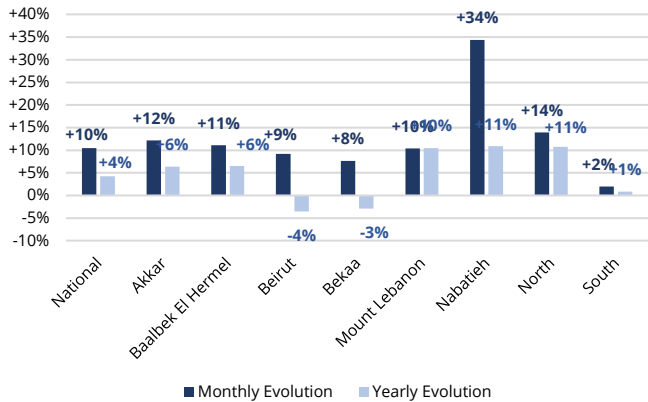
### Fruits - Monthly & Yearly Price Evolution By Governorate



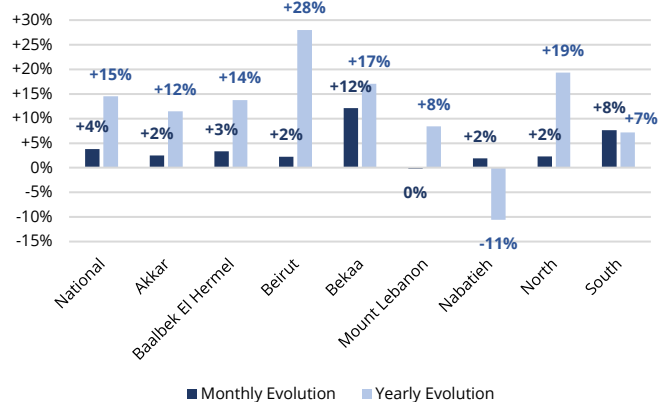
### Pulses - Monthly & Yearly Price Evolution By Governorate



### Sugar - Monthly & Yearly Price Evolution By Governorate



### Vegetables & Tubers - Monthly & Yearly Price Evolution By Governorate



## PRICE BULLETIN - OCTOBER 2024

### ANNEX

#### PRICE PER ITEM – OCTOBER 2024

Component	Item	Weight (gr or ml) or units	Max. Price	Avg. Price	Min. Price	Akkar	Baalbek-El Hermel	Beirut	Bekaa	Mount Lebanon	Nabatieh	North	South
BEVERAGES	Arabic Coffee	180 g	\$3.06	\$2.4	\$1.38	\$2.39	\$2.38	\$2.53	\$2.58	\$2.12	Data not available	\$2.5	\$2.42
	Drinking Water	2 liters	\$0.6	\$0.37	\$0.28	\$0.37	\$0.37	\$0.36	\$0.37	\$0.34	Data not available	\$0.39	\$0.4
	Nescafe 3 in 1	One stick	\$0.24	\$0.19	\$0.13	\$0.19	\$0.21	\$0.17	\$0.22	\$0.17	Data not available	\$0.2	\$0.19
	Tea Bags	160 g	\$2.85	\$2.05	\$1.32	\$2	\$2.06	\$2.08	\$2.06	\$2.08	\$1.82	\$2.08	\$2.1
	Yerba Mate	250 g	\$1.89	\$1.47	\$1.13	\$1.38	\$1.36	\$1.67	\$1.48	\$1.49	Data not available	\$1.52	\$1.44
CANNED FISH	Sardines (canned)	125 g	\$1.12	\$0.77	\$0.56	\$0.71	\$0.72	\$0.75	\$0.81	\$0.79	\$0.72	\$0.77	\$0.78
	Tuna (canned)	185 g	\$2.09	\$1.59	\$1.04	\$1.55	\$1.49	\$1.8	\$1.54	\$1.61	Data not available	\$1.57	\$1.69
CEREALS	Arabic Bread	800 g	\$0.89	\$0.76	\$0.56	\$0.76	\$0.82	\$0.81	\$0.82	\$0.75	\$0.81	\$0.72	\$0.75
	Brown Bulgur	900 g	\$1.52	\$1.03	\$0.7	\$0.95	\$1.1	\$1.04	\$1.01	\$1.1	\$1.17	\$1.01	\$1.02
	Egyptian Rice	900 g	\$1.5	\$1.01	\$0.8	\$1.02	\$1.02	\$1.02	\$1.02	\$1.03	\$1.26	\$1.01	\$1.03
	Noodles	70 g	\$1.12	\$0.47	\$0.23	\$0.39	\$0.52	\$0.46	\$0.53	\$0.41	Data not available	\$0.54	\$0.34
	Pasta	500 g	\$1.63	\$0.94	\$0.4	\$0.75	\$0.9	\$1.17	\$0.98	\$1	\$1.21	\$0.9	\$0.97
	Sweet Corn	340 g	\$1.79	\$1.12	\$0.57	\$0.79	\$1.26	\$1.27	\$1.01	\$1.31	Data not available	\$1.09	\$1.28
	Wheat Flour	900 g	\$1.45	\$0.86	\$0.55	\$0.74	\$0.81	\$0.78	\$0.78	\$0.95	Data not available	\$0.91	\$0.87
CONDIMENTS	Bouillon Cubes (chicken or meat)	20 g	\$0.39	\$0.2	\$0.12	\$0.24	\$0.25	\$0.17	\$0.2	\$0.18	Data not available	\$0.19	\$0.22
	Pomegranate Molasse	270 g	\$2.16	\$1.66	\$1.1	\$1.62	\$1.72	\$1.54	\$1.69	\$1.66	Data not available	\$1.67	\$1.61
	Salt	700 g	\$1.05	\$0.3	\$0.13	\$0.25	\$0.32	\$0.35	\$0.27	\$0.31	\$0.26	\$0.34	\$0.25
	Thyme (dry)	400 g	\$4.45	\$1.56	\$0.85	\$1.39	\$1.37	\$3.38	\$1.65	\$1.59	Data not available	\$1.43	\$1.19



## PRICE BULLETIN - OCTOBER 2024

### PRICE PER ITEM – OCTOBER 2024

Component	Item	Weight (gr or ml) or units	Max. Price	Avg. Price	Min. Price	Akkar	Baalbek-El Hermel	Beirut	Bekaa	Mount Lebanon	Nabatieh	North	South
CONDIMENTS	Tomato Ketchup	340 g	\$1.15	\$0.81	\$0.65	\$0.81	\$0.86	\$0.8	\$0.82	\$0.82	Data not available	\$0.77	\$0.77
	Tomato Paste	660 g	\$2.79	\$1.74	\$0.9	\$1.79	\$1.81	\$1.79	\$1.79	\$1.79	\$1.59	\$1.8	\$1.81
DAIRY	Cheese Triangles	108 g	\$1.49	\$0.99	\$0.49	\$0.81	\$1	\$0.89	\$1.19	\$0.88	Data not available	\$1.2	\$0.96
	Laban	1,000 g	\$2.2	\$1.65	\$0.94	\$1.28	\$1.5	\$1.71	\$1.77	\$1.69	\$1.66	\$1.71	\$1.8
	Labneh	450 g	\$3.15	\$2.39	\$1.1	\$1.67	\$2.11	\$2.6	\$2.52	\$2.53	Data not available	\$2.52	\$2.66
	Milk Powder (Full Fat)	750 g	\$8.91	\$5.92	\$4.44	\$5.8	\$5.81	\$5.84	\$5.88	\$5.88	\$5.41	\$5.83	\$5.79
	Processed Cheese	120 g	\$1.48	\$0.92	\$0.5	\$0.96	\$0.93	\$0.96	Data not available	\$0.96	Data not available	\$0.88	\$0.76
EGGS	Eggs	30 eggs	\$5.62	\$4.45	\$3.05	\$4.55	\$4.22	\$5.09	\$4.4	\$4.08	\$5.63	\$4.57	\$4.8
FATS & OILS	Butter	200 g	\$2.88	\$2.09	\$0.41	\$1.32	\$2.08	\$2.48	\$2.25	\$2.27	Data not available	\$1.98	\$2.14
	Olive Oil	500 ml	\$6.99	\$4.23	\$1.53	\$3.14	\$2.32	\$5.83	\$3.73	\$4.14	Data not available	\$4.7	\$4.74
	Sunflower Oil	5,000 ml	\$15.85	\$8.82	\$6.11	\$9.49	\$9.64	\$9.66	\$9.56	\$9.42	\$8.65	\$9.36	\$9.65
	Tahini Sauce	800 ml	\$6.4	\$4.4	\$2.45	\$3.78	\$3.93	\$5.31	\$4.82	\$4.89	\$4.84	\$4.04	\$4.57
	Vegetable Ghee	700 ml	\$4.38	\$2.3	\$1.24	\$2.12	\$2.23	\$3.02	\$2.12	\$2.47	Data not available	\$2.33	\$2.12
FRESH POULTRY	Chicken (Whole)	1,000 g	\$4.66	\$3.45	\$2.3	\$2.85	Data not available	\$3.22	\$3.21	\$3.67	\$1.67	\$3.05	\$2.84
	Chicken Breast	1,000 g	\$11.72	\$8.5	\$5.15	\$6.34	Data not available	\$7.73	\$6.67	\$9.36	Data not available	\$7.58	\$6.46
	Chicken Legs	1,000 g	\$4.2	\$2.64	\$1.4	\$2.21	Data not available	\$2.25	\$2.15	\$3.08	Data not available	\$2.26	\$1.69

## PRICE BULLETIN - OCTOBER 2024

### PRICE PER ITEM – OCTOBER 2024

Component	Item	Weight (gr or ml) or units	Max. Price	Avg. Price	Min. Price	Akkar	Baalbek-El Hermel	Beirut	Bekaa	Mount Lebanon	Nabatieh	North	South
FRUITS	Apple (red or yellow)	1,000 g	\$2.12	\$1.12	\$0.7	\$0.93	\$1.4	\$1.35	\$1.11	\$1.1	Data not available	\$1.28	\$1.43
	Banana	1,000 g	\$2.3	\$0.85	\$0.5	\$0.74	\$1.1	\$1.07	\$0.88	\$0.81	Data not available	\$1.01	\$0.7
	Clementine	1,000 g	\$1.05	\$0.88	\$0.55	\$0.8	Data not available	Data not available	\$0.69	\$1	Data not available	\$1.03	\$0.88
	Grapes	1,000 g	\$3.33	\$1.6	\$0.78	\$1	\$1.4	\$1.89	\$1.57	\$1.63	Data not available	\$1.96	\$1.4
	Lemon	1,000 g	\$2	\$0.92	\$0.51	\$0.7	Data not available	\$1.14	\$0.87	\$0.96	Data not available	\$0.93	\$0.91
	Orange	1,000 g	\$1.5	\$0.8	\$0.55	\$0.68	Data not available	\$0.98	\$0.84	\$0.73	Data not available	\$1.08	\$0.88
LUNCHEON MEAT	Beef Luncheon	200 g	\$2.41	\$1.17	\$0.52	\$1.19	\$0.73	\$1.52	\$1.21	\$1.05	Data not available	\$1.31	\$1.37
	Chicken Luncheon	200 g	\$2.3	\$0.95	\$0.59	\$0.76	\$0.87	\$1.15	\$0.74	\$1.24	Data not available	\$0.82	\$1.03
PULSES	Chickpeas	900 g	\$3.22	\$2.01	\$1.12	\$1.72	\$1.74	\$1.95	\$1.98	\$2.18	\$2.46	\$2.09	\$2.22
	Fava Beans (canned)	400 g	\$0.99	\$0.65	\$0.46	\$0.55	\$0.68	\$0.74	\$0.67	\$0.7	Data not available	\$0.65	\$0.62
	Green Peas (canned)	400 g	\$2.44	\$1.22	\$0.51	\$0.81	\$0.97	\$1.71	\$1.14	\$1.35	Data not available	\$1.21	\$1.34
	Hummus Tahini (canned)	400 g	\$1.19	\$0.77	\$0.52	\$0.61	\$0.82	\$0.89	\$0.8	\$0.87	Data not available	\$0.76	\$0.71
	Lentils	900 g	\$2.66	\$1.79	\$1.01	\$1.65	\$1.69	\$1.69	\$1.63	\$1.94	\$1.66	\$1.87	\$1.86
	White Beans	900 g	\$2.92	\$1.99	\$1.11	\$1.81	\$1.81	\$2.13	\$2.04	\$2.05	\$2.21	\$1.93	\$2.25
SUGAR	White Sugar	5,000 g	\$7	\$5.28	\$3.91	\$5.5	\$5.5	\$5.49	\$5.45	\$5.52	\$5.96	\$5.45	\$5.48

## PRICE BULLETIN - OCTOBER 2024

### PRICE PER ITEM – OCTOBER 2024

Component	Item	Weight (gr or ml) or units	Max. Price	Avg. Price	Min. Price	Akkar	Baalbek-El Hermel	Beirut	Bekaa	Mount Lebanon	Nabatieh	North	South
VEGETABLES & TUBERS	Cabbage	1,000 g	\$0.85	\$0.5	\$0.2	\$0.36	\$0.6	\$0.63	\$0.33	\$0.57	Data not available	\$0.48	\$0.38
	Carrots	1,000 g	\$1.35	\$0.79	\$0.45	\$0.64	Data not available	\$1.14	\$0.85	\$0.72	Data not available	\$0.84	\$0.9
	Cauliflower	1,000 g	\$1.2	\$0.66	\$0.3	\$0.42	\$0.6	\$0.89	\$0.39	\$0.72	Data not available	\$0.61	\$0.48
	Cucumber	1,000 g	\$1.33	\$0.9	\$0.47	\$0.77	\$0.6	\$1.09	\$0.83	\$0.91	Data not available	\$1	\$0.92
	Eggplant	1,000 g	\$1.4	\$0.87	\$0.33	\$0.65	Data not available	\$0.89	\$0.87	\$0.94	Data not available	\$0.93	\$0.81
	Garlic	300 g	\$1.35	\$0.97	\$0.51	\$0.81	\$0.75	Data not available	\$1.1	\$0.98	Data not available	\$1.07	\$1.11
	Green Bean (Fresh)	1,000 g	\$2.44	\$1.38	\$0.73	\$1.23	Data not available	\$1.67	\$1.09	\$1.59	Data not available	\$1.21	\$0.95
	Lettuce	750 g	\$1.11	\$0.73	\$0.32	\$0.54	\$0.6	\$0.98	\$0.54	\$0.78	Data not available	\$0.77	\$0.55
	Onion	1,000 g	\$1.15	\$0.75	\$0.44	\$0.72	\$0.55	\$0.87	\$0.59	\$0.78	Data not available	\$0.78	\$0.81
	Parsley	300 g	\$0.45	\$0.23	\$0.11	\$0.24	Data not available	\$0.36	\$0.25	\$0.2	Data not available	\$0.29	\$0.21
	Potato	300 g	\$0.89	\$0.65	\$0.47	\$0.63	Data not available	\$0.69	\$0.74	\$0.61	Data not available	\$0.73	\$0.79
	Purslane	300 g	\$0.65	\$0.36	\$0.16	\$0.24	Data not available	\$0.56	\$0.36	\$0.36	Data not available	\$0.36	\$0.28
	Tomato	1,000 g	\$1.22	\$0.71	\$0.35	\$0.5	\$0.9	Data not available	\$0.63	\$0.79	Data not available	\$0.76	\$0.73
Zucchini	1,000 g	\$1.8	\$0.96	\$0.38	\$0.73	Data not available	\$1.18	\$0.82	\$1.12	Data not available	\$0.77	\$0.71	
NON-FOOD ITEMS	Baby Diapers	40 diapers	\$10.65	\$5.98	\$3	\$5.27	\$5.56	\$7.11	\$5.59	\$6.44	\$7.05	\$5.93	\$6.55
	Bleach	1,000 ml	\$1.89	\$0.99	\$0.54	\$0.92	\$1.01	\$1.13	\$0.9	\$0.97	\$1.1	\$1.01	\$1.12
	Dishwashing Liquid	700 ml	\$3.25	\$1.55	\$0.66	\$1.26	\$1.02	\$1.88	\$1.56	\$1.68	\$0.91	\$1.57	\$1.51
	Laundry Washing Powder	4,000 g	\$13.05	\$9.08	\$5.24	\$8.72	\$7.91	\$10.18	\$9.27	\$9.27	\$8.31	\$9.41	\$8.45
	Sanitary Napkins	20 napkins pack	\$3.86	\$2.37	\$1.27	\$2.25	\$2.57	\$2.49	\$2.32	\$2.25	\$2.81	\$2.34	\$2.82
	Shampoo	400 ml	\$4.33	\$3.08	\$1.51	\$3.03	\$3.01	\$2.89	\$3.39	\$3.04	\$2.54	\$3.02	\$3.26
	Soap	One soap bar (125 g)	\$1.35	\$0.79	\$0.2	\$0.65	\$0.83	\$0.82	\$0.95	\$0.8	\$0.61	\$0.77	\$0.82
	Toilet Rolls	32 rolls	\$11.5	\$6.44	\$3	\$5.33	\$5.07	\$6.66	\$6.67	\$6.78	\$6.89	\$6.39	\$7.63
	Toothbrush	One toothbrush	\$3.03	\$1.06	\$0.44	\$0.9	\$0.86	\$1.17	\$1.16	\$1.16	\$0.8	\$1	\$1.18
	Toothpaste	125 ml	\$3.6	\$1.38	\$0.8	\$1.32	\$1.43	\$1.29	\$1.32	\$1.27	\$1.84	\$1.47	\$1.72