

Lebanon Monthly Price Bulletin

**Tracking prices for the most essential goods
available on the Lebanese market**



February 2025

ABOUT THIS REPORT

This report is the result of a joint project between the Ministry of Economy and Trade (MoET) and the World Food Programme (WFP). The project aims to implement a market price information system and economic analysis in Lebanon, with the goal of enhancing the Ministry's capacity to monitor prices in the current context of economic volatility and insecurity.

The report is composed of three main sections:

- A high-level view of the latest price trends through the lens of the **Market Food Price Index (MFPI)**
- An **in-depth analysis** per food category and governorate
- An **annex table** displaying the latest prices nationally and per governorate

This report was based on price monitoring data of 75 food and non-food items from a representative sample of around 1,000 shops located across the eight governorates.

Data is collected weekly and stored on a price monitoring system hosted by WFP.

Collection in the El Nabatieh and South governorates returned to pre-conflict levels starting February 2025, leading to an adjustment in both governorates MFPI, most notably in the case of El Nabatieh (+11 percent increase).

MARKET FOOD PRICE INDEX (MFPI)

Key highlights

The MFPI rose to **137.2** in February 2025, registering a **2.4 percent monthly increase**, driven by an **10.6 percent** increase in **fruits**, a **5.3 percent** increase in **dairy**, a **2.1 percent** increase in **vegetables and tubers**, and a **3.1 increase** in **fats and oils**. The MFPI has increased by **7.9 percent** since February 2024.

The price index has been driven since January 2023 by an index evolution in **vegetables and tubers** (195.3), **fruits** (245.0), and **cereals** (123.1).

The highest MFPI was observed in the governorates of **North (142.5)**, **Beirut (141.4)**, and **El Nabatieh (141.0)**.

FEBRUARY 2025 MFPI

137.2

+2 percent monthly evolution

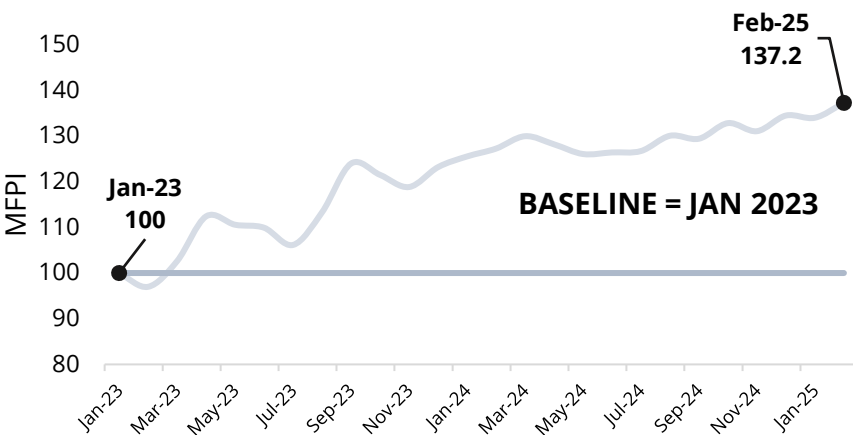
+8 percent yearly evolution

| Index Components | Price Index (Feb-25) | Monthly Trend | Yearly Trend |
|---------------------|----------------------|---------------|--------------|
| Beverages | 123.7 | +2.7% | +16.3% |
| Canned Fish | 113.4 | +1.3% | +7.8% |
| Cereals | 123.1 | +0.5% | +7.9% |
| Condiments | 130.2 | -0.3% | +3.2% |
| Dairy | 117.6 | +5.3% | +10.4% |
| Eggs | 97.1 | -1.9% | -10.4% |
| Fats & Oils | 118.7 | +3.1% | +11.6% |
| Fresh Poultry | 133.0 | +1.8% | +10.8% |
| Fruits | 245.0 | +10.6% | +14.7% |
| Pulses | 135.6 | -0.7% | +8.6% |
| Sugar | 111.2 | -0.4% | -3.0% |
| Vegetables & Tubers | 195.3 | +2.1% | +2.7% |
| MFPI | 137.2 | +2.4% | +7.9% |

Base 100 = Jan 23

| | KEY DRIVERS |
|---|--|
| Notable Monthly Price Evolution Governorate MFPI <ul style="list-style-type: none">El Nabatieh (+11 percent) MFPI Components <ul style="list-style-type: none">Fruits (+11%)Dairy (+5%) | Persisting conflict-related challenges negatively impacted prices in El Nabatieh governorate following the end of the ceasefire arrangement deadline. |
| Notable Yearly Price Evolution Governorate MFPI <ul style="list-style-type: none">Akkar (+13%)Baalbek-El Hermel & North (+11%) MFPI Components <ul style="list-style-type: none">Beverages (+16%)Fruits (+15%) | The combined effect of conflict, mass displacement , and economic deterioration over the past year had a comparatively more pronounced impact on prices in Akkar, North and Baalbek-El Hermel. |

MFPI Evolution (Jan 23 - Feb 25)



The **Market Food Price Index (MFPI)** is a measure of the average change over time in the prices in US dollars paid by consumers for 65 essential food items. It is calculated as the weighted average of price changes for each of its components. The base month of the index is January 2023.

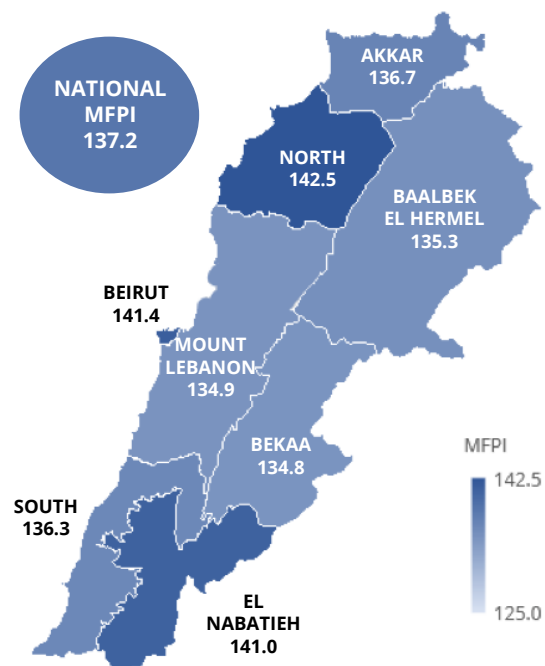
ANALYSIS

Overview

With data collection resuming to pre-conflict escalation levels in El Nabatieh, the resulting price adjustments led to a 11 percent monthly inflation in the governorate's index. In contrast, prices in South and Baalbek-El Hermel, the second and third most-impacted governorates, were already up to date in January 2025 and registered a slight drop in February. The North governorate reported notable monthly inflation (+5 percent), driven by a surge in consumption of fruits (+23 percent) and vegetables (+8 percent) around the turn of the month of Ramadan.

Market Food Price Index by Governorate (February 2025)
Base = January 2023

| Highest and Lowest Governorates Scores | | | | | |
|--|---------------------------|-------|---|---------------------------|-------|
| ↑ | North | 142.5 | ↓ | Mount Lebanon | 134.9 |
| | Beirut | 141.4 | | Bekaa | 134.8 |
| Highest and Lowest Components Scores | | | | | |
| ↑ | Fruits | 245.0 | ↓ | Sugar | 111.2 |
| | Vegetables & Tubers | 195.3 | | Eggs | 97.1 |
| Year over Year Evolution | | | | | |
| ↑ | Akkar | +13% | ↓ | Bekaa | +6% |
| | Baalbek El Hermel & North | +11% | | Beirut | +5% |
| Month over Month Evolution | | | | | |
| ↑ | El Nabatieh | +11% | ↓ | Baalbek El Hermel & South | -1% |

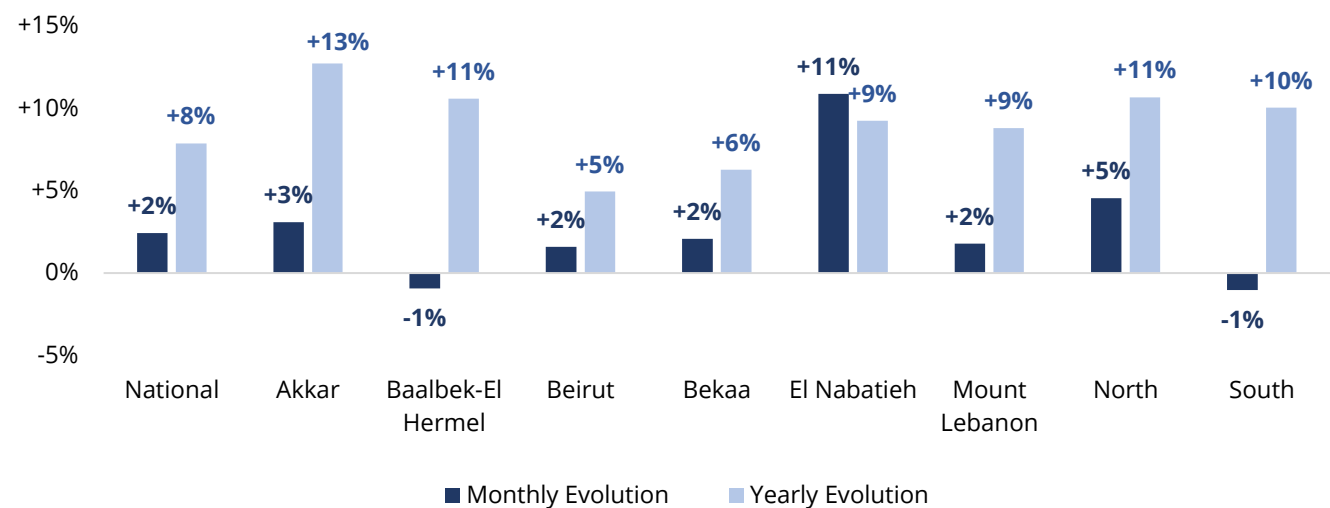


Notable Trends:

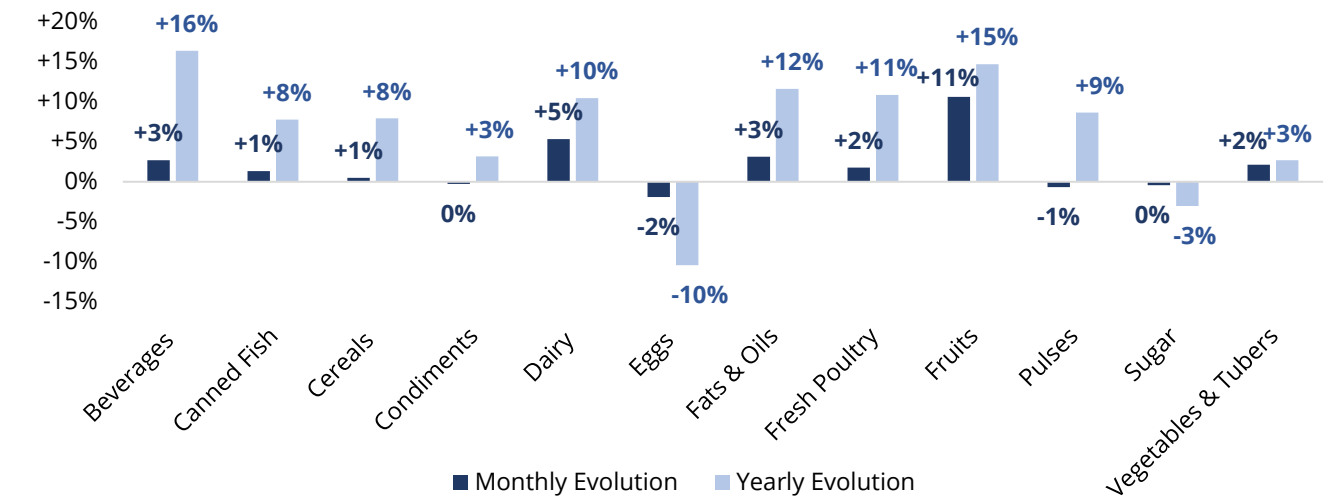
- Resumption of data collection in El Nabatieh governorate led to sharper price adjustments compared to other governorates:
 - El Nabatieh:** Highest monthly increase in beverages (+15 percent), canned fish (+6 percent), cereals (+6 percent), condiments (+6 percent), fats and oils (+34 percent), fresh poultry (+10 percent), fruits (+26 percent), pulses (+17 percent), sugar (+5 percent), and vegetables and tubers (+9 percent).
 - South:** Notable monthly drop in cereals (-5 percent), condiments (-5 percent), fruits (-5 percent), and pulses (-12 percent).
 - Baalbek-El Hermel:** Notable 1 percent month drop in cereals.
 - North:** Notable 22 percent monthly increase in fruits and 8 percent monthly increase in vegetables and tubers.

Monthly and yearly price evolution by governorate and component

MFPI Monthly & Yearly Price Evolution By Governorate

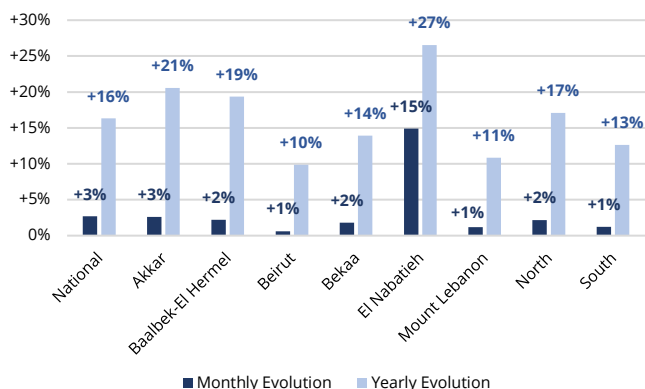


MFPI Monthly & Yearly Price Evolution By Component - National

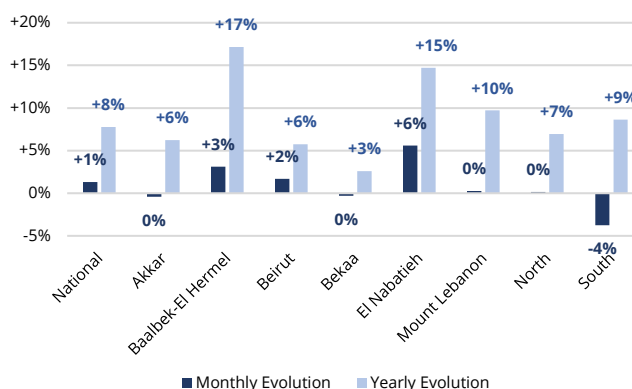


PRICE BULLETIN – FEBRUARY 2025

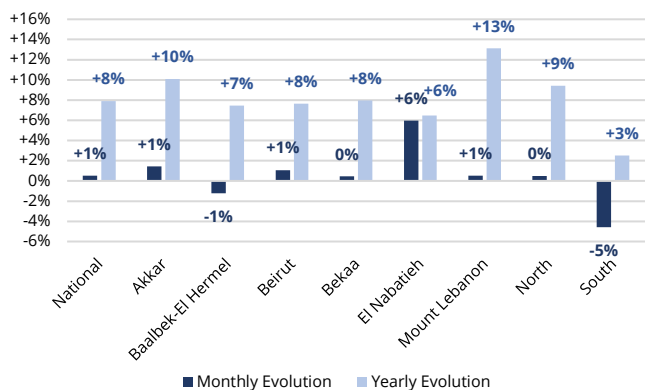
Beverages - Monthly & Yearly Price Evolution By Governorate



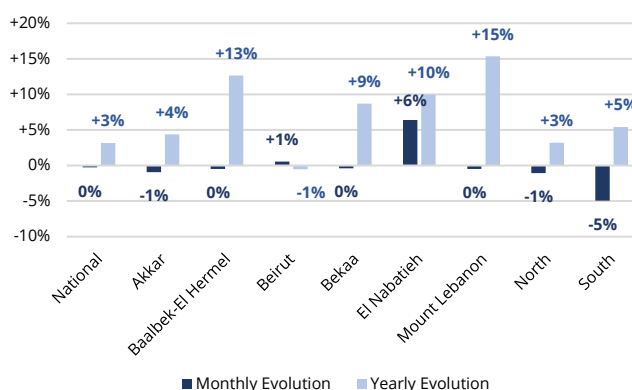
Canned Fish - Monthly & Yearly Price Evolution By Governorate



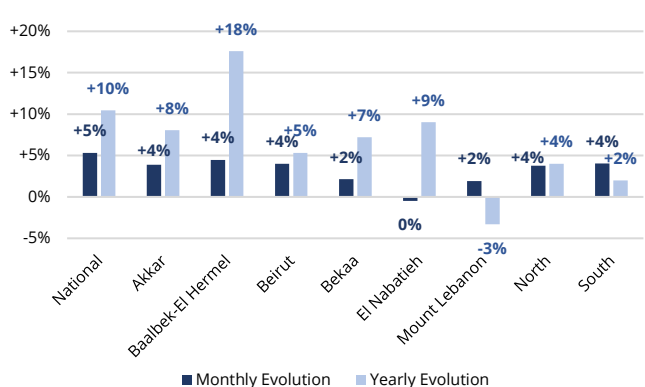
Cereals - Monthly & Yearly Price Evolution By Governorate



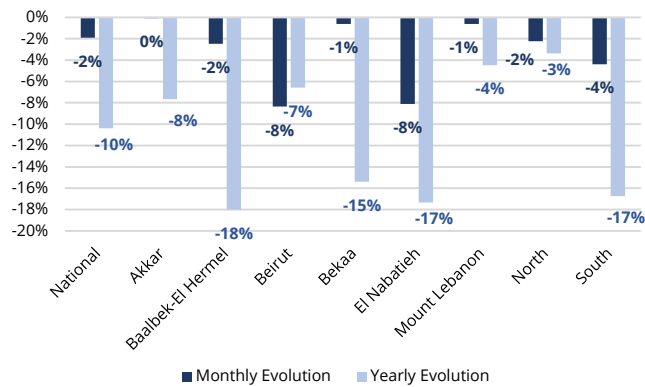
Condiments - Monthly & Yearly Price Evolution By Governorate



Dairy - Monthly & Yearly Price Evolution By Governorate

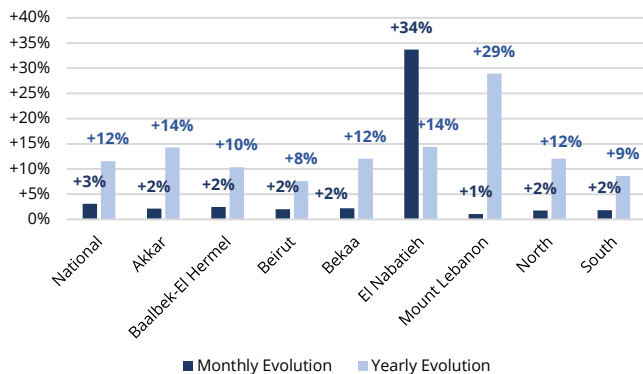


Eggs - Monthly & Yearly Price Evolution By Governorate

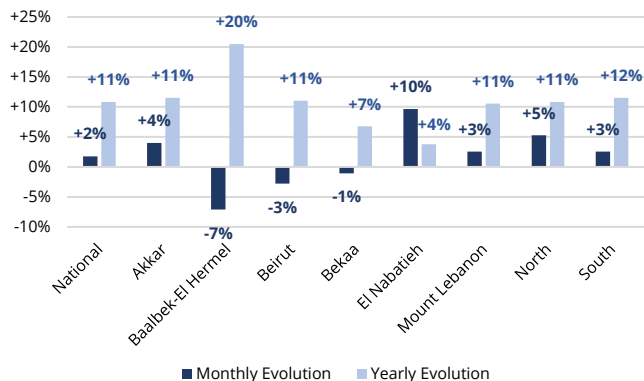


PRICE BULLETIN – FEBRUARY 2025

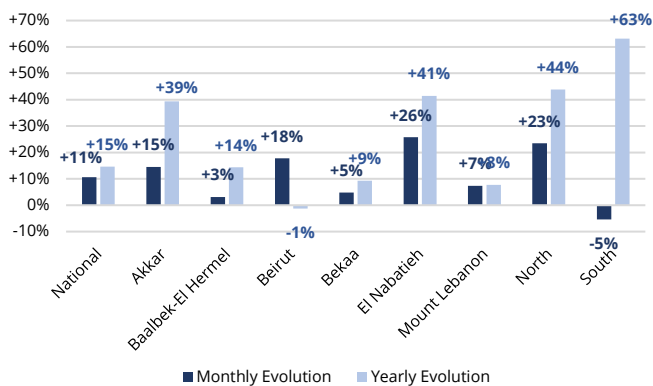
Fats & Oils - Monthly & Yearly Price Evolution By Governorate



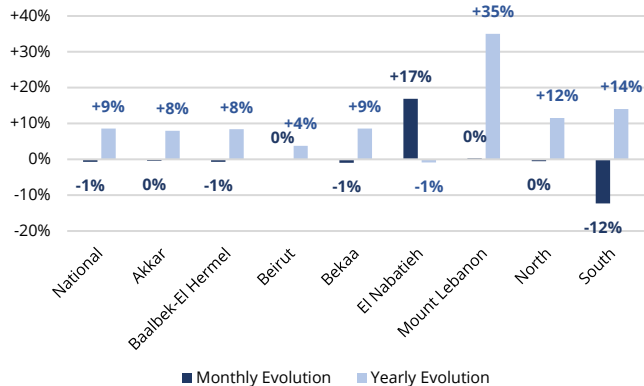
Fresh Poultry - Monthly & Yearly Price Evolution By Governorate



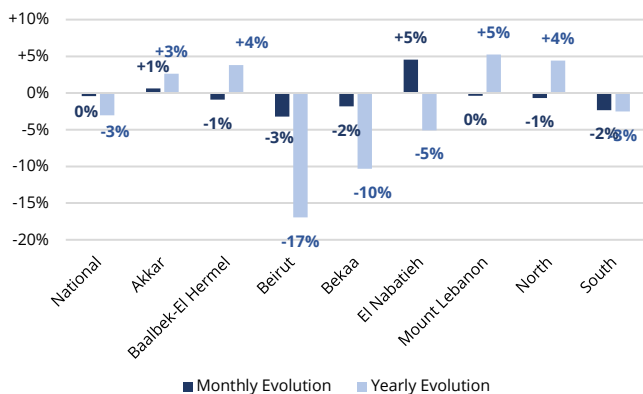
Fruits - Monthly & Yearly Price Evolution By Governorate



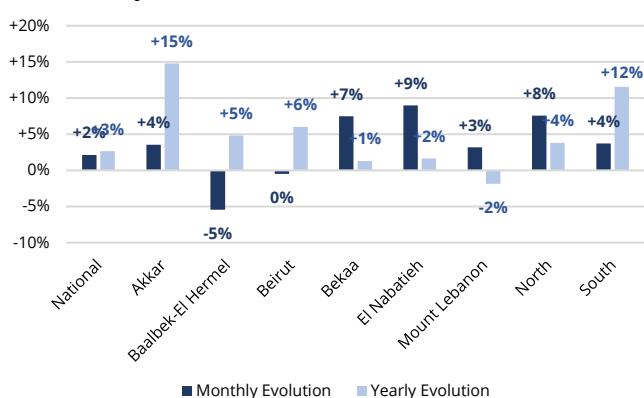
Pulses - Monthly & Yearly Price Evolution By Governorate



Sugar - Monthly & Yearly Price Evolution By Governorate



Vegetables & Tubers - Monthly & Yearly Price Evolution By Governorate



ANNEX

PRICE PER ITEM – FEBRUARY 2025

| Component | Item | Weight (gr or ml) or units | Max. Price | Avg. Price | Min. Price | Akkar | Baalbek-El Hermel | Beirut | Bekaa | El Nabatieh | Mount Lebanon | North | South |
|-------------|----------------------------------|----------------------------|------------|------------|------------|--------|-------------------|--------|--------|-------------|---------------|--------|--------|
| BEVERAGES | Arabic Coffee | 180 g | \$3.5 | \$2.78 | \$1.7 | \$2.61 | \$2.67 | \$2.82 | \$2.84 | \$3.04 | \$2.62 | \$2.79 | \$3.02 |
| | Drinking Water | 2 liters | \$2.4 | \$1.39 | \$0.48 | \$1.25 | \$1.31 | \$1.66 | \$1.26 | \$1.53 | \$1.34 | \$1.51 | \$1.39 |
| | Nescafe 3 in 1 | One stick | \$0.34 | \$0.22 | \$0.16 | \$0.26 | \$0.24 | \$0.18 | \$0.22 | \$0.23 | \$0.19 | \$0.24 | \$0.21 |
| | Tea Bags | 160 g | \$2.85 | \$2.06 | \$1.35 | \$2.01 | \$1.96 | \$2.13 | \$2.06 | \$2.11 | \$2.09 | \$2.1 | \$2.02 |
| | Yerba Mate | 250 g | \$1.99 | \$1.5 | \$1.22 | \$1.41 | \$1.44 | \$1.67 | \$1.45 | \$1.51 | \$1.5 | \$1.54 | \$1.53 |
| CANNED FISH | Sardines (canned) | 125 g | \$1.29 | \$0.81 | \$0.56 | \$0.68 | \$0.8 | \$0.81 | \$0.79 | \$0.93 | \$0.81 | \$0.8 | \$0.81 |
| | Tuna (canned) | 185 g | \$2.1 | \$1.6 | \$1.02 | \$1.51 | \$1.54 | \$1.84 | \$1.54 | \$1.72 | \$1.61 | \$1.56 | \$1.64 |
| CEREALS | Arabic Bread | 800 g | \$0.88 | \$0.77 | \$0.57 | \$0.73 | \$0.82 | \$0.86 | \$0.79 | \$0.78 | \$0.76 | \$0.73 | \$0.79 |
| | Brown Bulgur | 900 g | \$1.55 | \$1.04 | \$0.7 | \$0.97 | \$1.04 | \$1.04 | \$1.02 | \$0.98 | \$1.12 | \$1.01 | \$1.07 |
| | Egyptian Rice | 900 g | \$1.57 | \$1.01 | \$0.76 | \$0.95 | \$0.99 | \$1.01 | \$1.02 | \$1.07 | \$1.05 | \$1.01 | \$1.07 |
| | Noodles | 70 g | \$0.96 | \$0.41 | \$0.21 | \$0.41 | \$0.4 | \$0.42 | \$0.45 | \$0.43 | \$0.37 | \$0.43 | \$0.35 |
| | Pasta | 500 g | \$1.64 | \$0.96 | \$0.41 | \$0.79 | \$0.83 | \$1.18 | \$0.95 | \$1.02 | \$1 | \$0.94 | \$1.01 |
| | Sweet Corn | 340 g | \$1.69 | \$1.14 | \$0.61 | \$0.89 | \$1.07 | \$1.28 | \$1.03 | \$1.19 | \$1.33 | \$1.12 | \$1.18 |
| | Wheat Flour | 900 g | \$1.58 | \$0.88 | \$0.56 | \$0.73 | \$0.83 | \$0.83 | \$0.8 | \$0.93 | \$0.94 | \$0.91 | \$0.87 |
| CONDIMENTS | Bouillon Cubes (chicken or meat) | 20 g | \$0.4 | \$0.2 | \$0.11 | \$0.2 | \$0.24 | \$0.17 | \$0.19 | \$0.22 | \$0.18 | \$0.19 | \$0.21 |
| | Pomegranate Molasse | 270 g | \$2.05 | \$1.65 | \$1.12 | \$1.53 | \$1.66 | \$1.54 | \$1.69 | \$1.63 | \$1.64 | \$1.68 | \$1.69 |
| | Salt | 700 g | \$1 | \$0.29 | \$0.12 | \$0.22 | \$0.3 | \$0.35 | \$0.31 | \$0.33 | \$0.3 | \$0.32 | \$0.21 |
| | Thyme (dry) | 400 g | \$4.44 | \$1.55 | \$0.85 | \$1.4 | \$1.49 | \$2.54 | \$1.62 | \$1.92 | \$1.54 | \$1.45 | \$1.31 |

PRICE BULLETIN – FEBRUARY 2025

PRICE PER ITEM – FEBRUARY 2025

| Component | Item | Weight (gr or ml) or units | Max. Price | Avg. Price | Min. Price | Akkar | Baalbek-El Hermel | Beirut | Bekaa | El Nabatieh | Mount Lebanon | North | South |
|---------------|------------------------|----------------------------|------------|------------|------------|--------------------|--------------------|--------|--------------------|-------------|---------------|--------------------|--------------------|
| CONDIMENTS | Tomato Ketchup | 340 g | \$1.18 | \$0.81 | \$0.65 | \$0.8 | \$0.81 | \$0.87 | \$0.79 | \$0.82 | \$0.82 | \$0.77 | \$0.8 |
| | Tomato Paste | 660 g | \$2.87 | \$1.78 | \$0.92 | \$1.63 | \$1.75 | \$1.75 | \$1.7 | \$1.92 | \$1.8 | \$1.79 | \$1.83 |
| | White Vinegar | 950 ml | \$1.66 | \$0.79 | \$0.4 | \$0.64 | \$0.8 | \$0.71 | \$0.83 | \$0.83 | \$0.77 | \$0.83 | \$0.84 |
| DAIRY | Canned Cheese | 120 g | \$2.38 | \$1.25 | \$0.56 | Data not available | Data not available | \$1.13 | Data not available | \$1.27 | \$1.91 | Data not available | \$0.9 |
| | Cheese Triangles | 108 g | \$1.56 | \$1.02 | \$0.48 | \$0.83 | \$1 | \$0.91 | \$1.26 | \$1.02 | \$0.91 | \$1.22 | \$1.01 |
| | Laban | 1,000 g | \$2.74 | \$1.74 | \$0.94 | \$1.3 | \$1.63 | \$1.75 | \$1.78 | \$1.95 | \$1.73 | \$1.79 | \$1.91 |
| | Labneh | 450 g | \$3.48 | \$2.5 | \$1.11 | \$1.85 | \$2.33 | \$2.67 | \$2.62 | \$2.54 | \$2.51 | \$2.72 | \$2.66 |
| | Milk Powder (Full Fat) | 750 g | \$8.79 | \$5.85 | \$4.3 | \$5.63 | \$6.06 | \$5.98 | \$5.99 | \$5.89 | \$5.94 | \$5.73 | \$5.61 |
| | Processed Cheese | 120 g | \$1.9 | \$0.96 | \$0.52 | \$0.85 | \$0.76 | \$1.02 | Data not available | \$1.2 | \$0.98 | \$0.88 | \$1 |
| EGGS | Eggs | 30 eggs | \$4.99 | \$3.56 | \$2.78 | \$3.25 | \$3.09 | \$3.98 | \$3.18 | \$3.49 | \$3.85 | \$3.88 | \$3.63 |
| FATS & OILS | Butter | 200 g | \$3.15 | \$2.25 | \$0.42 | \$1.51 | \$2.1 | \$2.6 | \$2.41 | \$2.43 | \$2.28 | \$2.11 | \$2.54 |
| | Olive Oil | 500 ml | \$8.6 | \$3.99 | \$1.55 | \$3.8 | \$2.51 | \$5.85 | \$3.87 | \$4.39 | \$4.28 | \$4.74 | \$2.8 |
| | Sunflower Oil | 5,000 ml | \$17 | \$9.11 | \$6.18 | \$8.75 | \$8.78 | \$9.61 | \$9 | \$8.87 | \$9.04 | \$9.43 | \$9.47 |
| | Tahini Sauce | 800 ml | \$6.35 | \$4.49 | \$2.47 | \$3.76 | \$4.39 | \$5.31 | \$4.6 | \$5.26 | \$4.92 | \$4.01 | \$4.3 |
| | Vegetable Ghee | 700 ml | \$4.9 | \$2.4 | \$1.23 | \$2.26 | \$2.35 | \$3 | \$2.13 | \$2.86 | \$2.45 | \$2.36 | \$2.29 |
| FRESH POULTRY | Chicken (Whole) | 1,000 g | \$4.29 | \$3.48 | \$2.9 | Data not available | \$3.38 | \$3.73 | \$3.59 | \$3 | \$3.4 | \$3.66 | \$3.5 |
| | Chicken Breast | 1,000 g | \$11 | \$8.42 | \$5.55 | \$6.82 | \$7.13 | \$8.27 | \$7.06 | \$8.42 | \$8.93 | \$8.07 | Data not available |
| | Chicken Legs | 1,000 g | \$3.69 | \$2.68 | \$1.8 | \$2.85 | \$2.28 | \$2.7 | \$2.43 | \$2.89 | \$2.86 | \$2.55 | \$2.69 |

PRICE BULLETIN – FEBRUARY 2025

PRICE PER ITEM – FEBRUARY 2025

| Component | Item | Weight (gr or ml) or units | Max. Price | Avg. Price | Min. Price | Akkar | Baalbek-El Hermel | Beirut | Bekaa | El Nabatieh | Mount Lebanon | North | South |
|---------------|------------------------|----------------------------|------------|------------|------------|--------------------|-------------------|--------------------|--------------------|--------------------|---------------|--------|--------------------|
| FRUITS | Apple (red or yellow) | 1,000 g | \$2.79 | \$1.46 | \$0.89 | \$1.41 | \$1.38 | \$2.01 | \$1.36 | \$1.41 | \$1.35 | \$2.01 | \$1.79 |
| | Banana | 1,000 g | \$1.12 | \$0.86 | \$0.6 | \$0.87 | \$0.84 | \$0.95 | \$0.81 | \$0.81 | \$0.85 | \$0.91 | \$0.9 |
| | Clementine | 1,000 g | \$3.55 | \$1.03 | \$0.6 | Data not available | \$1.01 | Data not available | \$0.79 | \$3.51 | \$0.84 | \$1.84 | \$1.58 |
| | Grapes | 1,000 g | \$3.75 | \$2.59 | \$1.25 | \$2.28 | \$2.8 | Data not available | Data not available | Data not available | \$2.36 | \$3.75 | Data not available |
| | Lemon | 1,000 g | \$1.2 | \$0.72 | \$0.39 | \$0.64 | \$0.57 | \$0.79 | \$0.55 | \$0.59 | \$0.85 | \$0.68 | \$0.6 |
| | Orange | 1,000 g | \$1.39 | \$0.8 | \$0.45 | \$0.64 | \$0.68 | \$0.8 | \$0.79 | \$0.64 | \$0.82 | \$1.04 | \$0.8 |
| LUNCHEON MEAT | Beef Luncheon | 200 g | \$2.46 | \$1.1 | \$0.55 | \$1.24 | \$0.8 | \$1.52 | \$1.22 | \$1.26 | \$1.04 | \$1.35 | \$0.97 |
| | Chicken Luncheon | 200 g | \$2.3 | \$0.92 | \$0.61 | \$0.77 | \$0.82 | \$1.15 | \$0.74 | \$1.03 | \$1.17 | \$0.83 | \$0.89 |
| PULSES | Chickpeas | 900 g | \$3.27 | \$2.07 | \$1.11 | \$1.84 | \$1.69 | \$1.95 | \$2.08 | \$2.38 | \$2.16 | \$2.08 | \$2.27 |
| | Fava Beans (canned) | 400 g | \$0.99 | \$0.66 | \$0.46 | \$0.55 | \$0.67 | \$0.74 | \$0.67 | \$0.61 | \$0.7 | \$0.68 | \$0.65 |
| | Green Peas (canned) | 400 g | \$2.44 | \$1.18 | \$0.46 | \$0.75 | \$0.91 | \$1.7 | \$1.07 | \$1.49 | \$1.31 | \$1.21 | \$0.94 |
| | Hummus Tahini (canned) | 400 g | \$1.19 | \$0.76 | \$0.52 | \$0.62 | \$0.72 | \$0.89 | \$0.78 | \$0.74 | \$0.87 | \$0.79 | \$0.73 |
| | Lentils | 900 g | \$2.75 | \$1.79 | \$1.02 | \$1.66 | \$1.71 | \$1.69 | \$1.59 | \$1.53 | \$1.98 | \$1.86 | \$1.93 |
| | White Beans | 900 g | \$2.93 | \$2.02 | \$1.13 | \$1.78 | \$1.77 | \$2.13 | \$2.11 | \$2.13 | \$2.1 | \$2.05 | \$2.16 |
| SUGAR | White Sugar | 5,000 g | \$6.94 | \$4.93 | \$3.56 | \$4.69 | \$5.06 | \$4.81 | \$4.71 | \$5.16 | \$5.5 | \$4.98 | \$4.97 |

PRICE BULLETIN – FEBRUARY 2025

PRICE PER ITEM – FEBRUARY 2025

| Component | Item | Weight (gr or ml) or units | Max. Price | Avg. Price | Min. Price | Akkar | Baalbek-El Hermel | Beirut | Bekaa | El Nabatieh | Mount Lebanon | North | South |
|---------------------|------------------------|----------------------------|------------|------------|------------|--------|-------------------|--------------------|--------|-------------|---------------|--------|--------|
| VEGETABLES & TUBERS | Cabbage | 1,000 g | \$0.75 | \$0.47 | \$0.25 | \$0.48 | \$0.39 | \$0.47 | \$0.34 | \$0.5 | \$0.54 | \$0.39 | \$0.41 |
| | Carrots | 1,000 g | \$1.22 | \$0.73 | \$0.45 | \$0.7 | \$0.65 | \$1.11 | \$0.66 | \$0.73 | \$0.67 | \$0.97 | \$0.65 |
| | Cauliflower | 1,000 g | \$1.39 | \$0.63 | \$0.3 | \$0.52 | \$0.43 | \$0.95 | \$0.51 | \$0.44 | \$0.7 | \$0.62 | \$0.56 |
| | Cucumber | 1,000 g | \$1.85 | \$1.19 | \$0.6 | \$1.06 | \$1.11 | \$1.36 | \$1.32 | \$1.22 | \$1.14 | \$1.31 | \$1.37 |
| | Eggplant | 1,000 g | \$1.67 | \$1.08 | \$0.47 | \$0.78 | \$0.94 | \$1.34 | \$1.06 | \$1.16 | \$1.13 | \$1.17 | \$1.12 |
| | Garlic | 300 g | \$1.8 | \$1 | \$0.48 | \$0.83 | \$0.94 | Data not available | \$1 | \$1.01 | \$1.04 | \$1.17 | \$0.89 |
| | Green Bean (Fresh) | 1,000 g | \$4.8 | \$3.03 | \$1.55 | \$2.35 | \$3.03 | \$3.95 | \$3.12 | \$1.56 | \$2.88 | \$3.58 | \$3.97 |
| | Lettuce | 750 g | \$1.2 | \$0.74 | \$0.35 | \$0.65 | \$0.56 | \$0.99 | \$0.64 | \$0.7 | \$0.8 | \$0.8 | \$0.64 |
| | Onion | 1,000 g | \$1 | \$0.74 | \$0.46 | \$0.6 | \$0.66 | \$0.86 | \$0.63 | \$0.72 | \$0.81 | \$0.75 | \$0.79 |
| | Parsley | 300 g | \$0.39 | \$0.24 | \$0.16 | \$0.27 | \$0.21 | \$0.33 | \$0.24 | \$0.26 | \$0.23 | \$0.28 | \$0.23 |
| | Potato | 1,000 g | \$0.85 | \$0.67 | \$0.47 | \$0.61 | \$0.65 | \$0.71 | \$0.66 | \$0.7 | \$0.67 | \$0.72 | \$0.7 |
| | Purslane | 300 g | \$0.61 | \$0.37 | \$0.22 | \$0.27 | \$0.37 | \$0.47 | \$0.35 | \$0.3 | \$0.4 | \$0.4 | \$0.34 |
| | Tomato | 1,000 g | \$1.22 | \$0.87 | \$0.5 | \$0.7 | \$0.87 | Data not available | \$0.8 | \$0.82 | \$0.93 | \$0.9 | \$0.86 |
| | Zucchini | 1,000 g | \$1.92 | \$1.3 | \$0.7 | \$1.33 | \$0.98 | \$1.58 | \$1.12 | \$1.1 | \$1.42 | \$1.25 | \$1.04 |
| NON-FOOD ITEMS | Baby Diapers | 40 diapers | \$11.67 | \$6.16 | \$3.03 | \$5.27 | \$5.55 | \$7.11 | \$5.71 | \$6.69 | \$6.6 | \$5.96 | \$6.78 |
| | Bleach | 1,000 ml | \$1.9 | \$1.04 | \$0.56 | \$0.91 | \$1.04 | \$1.14 | \$0.91 | \$1.24 | \$0.98 | \$1.06 | \$1.14 |
| | Dishwashing Liquid | 700 ml | \$3.28 | \$1.54 | \$0.65 | \$1.17 | \$1.18 | \$1.88 | \$1.61 | \$1.45 | \$1.6 | \$1.61 | \$1.65 |
| | Laundry Washing Powder | 4,000 g | \$12.99 | \$9.18 | \$5.55 | \$9.18 | \$8.15 | \$9.91 | \$9.44 | \$9.24 | \$9.23 | \$9.45 | \$8.81 |
| | Sanitary Napkins | 20 napkins pack | \$3.44 | \$2.33 | \$1.27 | \$2.27 | \$2.49 | \$2.49 | \$2.25 | \$2.19 | \$2.24 | \$2.34 | \$2.48 |
| | Shampoo | 400 ml | \$4.34 | \$3.09 | \$1.55 | \$3.03 | \$3.01 | \$2.9 | \$3.37 | \$3.01 | \$3.1 | \$2.98 | \$3.28 |
| | Soap | One soap bar (125 g) | \$1.38 | \$0.83 | \$0.21 | \$0.69 | \$0.84 | \$0.82 | \$0.92 | \$0.89 | \$0.83 | \$0.8 | \$0.91 |
| | Toilet Rolls | 32 rolls | \$11.57 | \$6.48 | \$3.28 | \$5.93 | \$5.19 | \$6.66 | \$6.49 | \$6.66 | \$6.85 | \$6.31 | \$7.26 |
| | Toothbrush | One toothbrush | \$2.75 | \$1.03 | \$0.42 | \$0.85 | \$0.8 | \$1.13 | \$0.97 | \$1.35 | \$1.14 | \$1.02 | \$0.97 |
| | Toothpaste | 125 ml | \$2.48 | \$1.35 | \$0.85 | \$1.25 | \$1.37 | \$1.31 | \$1.34 | \$1.49 | \$1.28 | \$1.47 | \$1.28 |